



Pressure Differential Switchovers

530 SERIES Switchover

The 530 Series Switchover is an automatic switchover system ideal for use in aerospace, parts cycle testing, or process and pilot plant pneumatic control where an uninterrupted supply of non-corrosive, non-oxidizing gas is required at high pressure. The system comes with options for multiple inlet configurations and can deliver substantial flow with stable line pressure up to 3500 PSIG (240 BAR). It is ideal for use with Nitrogen, Helium, Argon, or Hydrogen where cylinder fill pressures can be as high as 6000 PSIG (415 BAR).

Typical Applications

- High delivery pressure gas systems
- Aerospace cycle testing
- Component Helium Leak testing
- Combustion research laboratories
- Synthetic fuel research and process plants
- High pressure Hydrogen
- High pressure air systems
- Plant pneumatic valve supply



530 1112 shown

Features

- 492 Series Brass Barstock Regulators**
Safely controls inlet pressures to 6000 PSIG (415 BAR)
- User-Friendly**
One knob switches cylinder priority
- Check Valves in Hose Inlet Glands**
Prevents contamination and back flow
- Line Regulator**
Stable line pressure up to 3500 PSIG (240 BAR) during change over
- CAPSULE® Seat**
Increased serviceability and life
- Optional Remote Alarm**
Easy integration with Advantium system
CE marked universal voltage alarm

Materials

- Bodies**
Chrome-plated brass barstock
- Cartridges**
Brass barstock
- Seats**
Arlon® (PEEK) switchover regulator
PCTFE line regulator
- Filters**
10 micron sintered bronze
- Internal Seals**
Viton®
- Weight**
22.5 lbs. (10.2 kg)

Not for O₂

Specifications

- Inlet Pressures Available**
3000 PSIG (207 BAR)
4500 PSIG (310 BAR)
6000 PSIG (414 BAR)
- Temperature Range**
-40°F to 140°F (-40°C to 60°C)
- Gauges**
2 1/2" (68mm) diameter chrome-plated brass (non-pressure switch models)
2 1/2" (68mm) diameter stainless steel (pressure switch models)
- Outlet Connection**
1/4" compression tube fitting
- Cv**
0.1

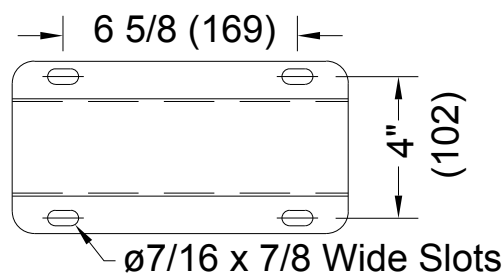
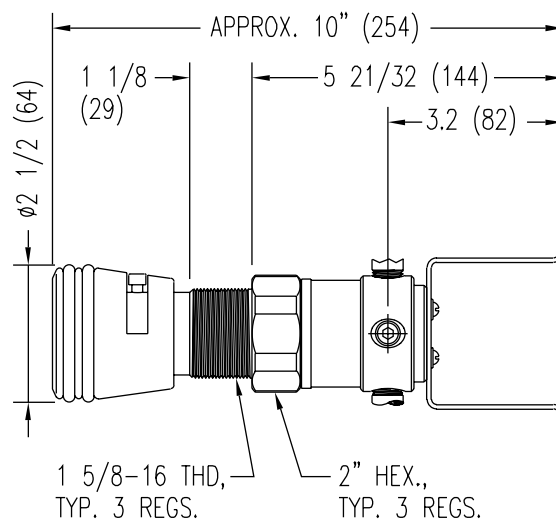
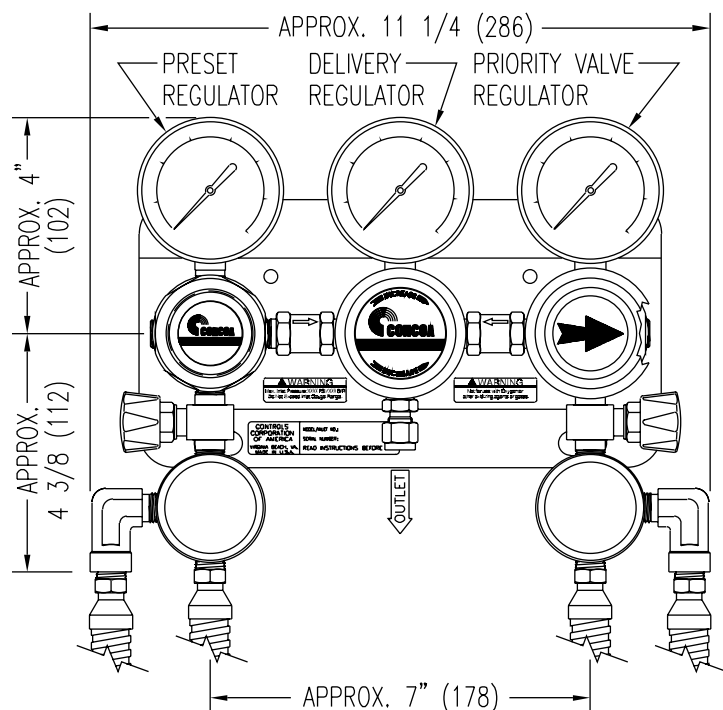
CRN 0C 17947.5

Pressure Differential Switchovers



Installation Information

DISTRIBUTION SYSTEMS



Ordering Information

530	A	B	C	D	-CON	
Series 530	Delivery Pressure	Max Inlet Pressure	Inlet Gauges	Inlet Connection	Assembly/Gauges	Hose
	1: 1000 PSIG (70 BAR)	1: 3000 PSIG (210 BAR)	4000 PSIG/275 BAR	0: 1/4" FPT port	2: PSIG/BAR gauges with no alarm capability	Please specify inlet connection (if applicable)
	2: 1500 PSIG (100 BAR)	2: 4500 PSIG (310 BAR)	6000 PSIG/414 BAR	1: Two needle valves with two 36" (900mm) flexible hoses (one station per side)	4: PSIG/BAR gauges with pressure switches† and remote alarm (110/220 VAC)	(if applicable)
	3: 2500 PSIG (170 BAR)	3: 6000 PSIG (415 BAR)	10,000 PSIG/700 BAR	2: Two needle valves with four 36" (900mm) flexible hoses (two stations per side)	†Intrinsic safety barriers are required for flammable gas service or for use in hazardous environments.	CGA DIN 477 BS 341 and others available
	4: 3500 PSIG (240 BAR)			3: Manifold connectors 3000 PSIG (210 BAR) inlet only*		
				*See pages 70-71 for manifold ordering information		Not for use in Oxygen service